

WORLD
TRAVEL &
TOURISM
COUNCIL

TRAVEL & TOURISM ECONOMIC IMPACT 2011

World

Growth

Exports

GDP

Jobs

Investment

CHAIRMAN:

Geoffrey J W Kent
Founder & Executive Chairman
Abercrombie & Kent

Richard R Kelley
Chairman
Outrigger Enterprises Group

Tom Klein
President
Sabre Holdings

VICE CHAIRMEN:

Jean-Claude Baumgarten
Vice Chairman
World Travel & Tourism Council

Edouard Ettegui
Group Chief Executive
Mandarin Oriental Hotel Group

Sir Maurice Flanagan KBE
Executive Vice Chairman
Emirates Airline & Group

Michael Frenzel
Chairman of the Executive Board
TUI AG

Mark Harms
Chairman & CEO
Global Leisure Partners

Stephen P Holmes
Chairman & CEO
Wyndham Worldwide

Manfredi Lefebvre D'Ovidio
Chairman
Silversea Cruises

Brett Tollman
President & Chief Executive
The Travel Corporation

Gerald Lawless
Executive Chairman
Jumeirah Group

Jabu Mabuza
CEO
Tsogo Sun Group

J W Marriott, Jr
Chairman & CEO
Marriott International, Inc

Alan Parker CBE
Chief Executive
Whitbread PLC

Christopher J Nassetta
President & CEO
Hilton Worldwide

Charles Petrucci
President Global Travel Services
American Express Company

Christopher Rodrigues CBE
Chairman
VisitBritain

Jeffrey C Rutledge
Chairman & CEO
Travel Guard Worldwide, Inc

Arne M Sorenson
President & COO
Marriott International, Inc

Jyotsna Suri
Chairperson & Managing Director
Bharat Hotels Ltd

GLOBAL MEMBERS:

Talal Al Bahar
Chairman & Managing Director
IFA Hotels & Resorts

Mohammed Al Habbai
CEO
Dubailand

Ted J Balestreri
Chairman & CEO
Cannery Row Company

Simón P Barceló
CEO
Barceló Corporación Empresarial
Sol Meliá

Raymond Bickson
Managing Director
Taj Hotels, Resorts and Palaces

Rattawadee Bualert
President
Iebua Hotels & Resorts Co, Ltd

Gabriele Burgio
Chairman & CEO
NH Hoteles

Chris J Cahill
COO
Fairmont Raffles Hotels
International

Alexandre Chemla
President
Altour

Feng Chen
Chairman of the Board
HNA Group

Rong Chen
CEO
CITS, Head Office

Jim Compton
Executive Vice President &
Chief Revenue Officer
United Airlines

Pier Luigi Foschi
Chairman & CEO
Costa Cruises

Arthur de Haast
Global Chief Executive Officer
Jones Lang LaSalle Hotels

Andy Harrison
Chief Executive
Whitbread Plc

Raimund Hosch
President & CEO
Messe Berlin GmbH

Stephen P. Joyce
President & CEO
Choice Hotels International

Miltos Kambourides
Managing Partner
Dolphin Capital Partners

Dara Khosrowshahi
President & CEO
Expedia Inc

Sir Nigel Knowles
Co-CEO
DLA Piper

RK Krishna Kumar
Vice Chairman
Taj Hotels, Resorts & Palaces

Hans Lerch
Vice Chairman & CEO
Hotelplan Holding Ltd

Yi Liu
President
Beijing Tourism Group

Luis Maroto
CEO
Amadeus IT Group SA

Richard Mortimore
Managing Director
Reed Travel Exhibitions

Jim Murren
CEO
MGM Resorts International

Jerry Noonan
Co-leader, Global Hospitality
& Leisure Practice
Spencer Stuart

Deepak Ohri
Chief Executive Officer
Iebua Hotels & Resorts Co, Ltd

Frits D van Paasschen
President & CEO
Starwood Hotels & Resorts
Worldwide, Inc

Andy Payne
CEO
Wilderness Safaris

Jean Gabriel Pères
President & CEO
Mövenpick Hotels & Resorts

Fernando Pinto
CEO
TAP Portugal

Alexander Pleshakov
CEO
Transaero

Anne Pruvot
Senior Executive
Accenture

David Radcliffe
Chief Executive
Hogg Robinson Group

Marty Salfen
General Manager
Global Travel &
Transportation Industry
IBM

Per Setterberg
CEO
Global Blue Group

Jasminder Singh
Chairman & CEO
Radisson Edwardian Hotels

Jeff Smisek
President & CEO
United Airlines

Khalid A bin Sulayem
Director General
Department of Tourism and
Commerce Marketing

Hiromi Tagawa
President & CEO
JTB Corp

Yassin K Talhouni
CEO
Zara Investment Holding Co Ltd

Jaume Tàpies
President
Relais & Châteaux

Robin Tauck
President
R Tauck & Partners

Jose Antonio Tazón
Chairman of the Board
Amadeus IT Group SA

Jonathan M Tisch
Chairman & CEO
Loews Hotels

Matthew D Upchurch
CEO
Virtuoso

Philip Wolf
President & CEO
PhoCusWright, Inc

Jiwei Xu
Huangshan Tourism Group
Chairman

Vladimir Yakushev
Managing Partner
S-Group Capital Management

Tim Zagat
Co-Founder, Co-Chair & CEO
Zagat Survey LLC

HONORARY MEMBERS:

André Jordan
Chairman
André Jordan Group

Jonathan S Linen
Adviser to the Chairman
American Express Company

Lord Marshall of Knightsbridge
Chairman
Nomura International plc

Sir Frank Moore, AO
Chairman
FT Moore P/L

Frank Olson
Retired Chairman of the Board
The Hertz Corporation

Gérard Pélissou
Co-Chairman, Supervisory Board
Accor

Carl Ruderman
Chairman
Universal Media

Tommaso Zanzotto
President
TZ Associates Ltd

CHAIRMAN EMERITUS:

James D Robinson III
General Partner
RRE Ventures
WTTC Chairman (1990-1994)

IMMEDIATE PAST CHAIRMAN:

Vincent A Wolfington
Chairman
Global Alliance Advisors LLC
WTTC Chairman (2004-2007)

FORMER CHAIRMEN:

Sir Ian Prosser
Retired Chairman
InterContinental Hotels
Group PLC
WTTC Chairman (2001-2003)

Harvey Golub
Non-Executive Chairman
AIG Inc
WTTC Chairman (1996-2001)

Robert H Burns
Chairman
Robert H Burns Holdings
Limited
WTTC Chairman (1994-1996)

PRESIDENT & CEO:

David Scowsill

14 February 2011



THE WORLD TRAVEL & TOURISM COUNCIL (WTTC), WHICH IS THE BUSINESS LEADERS' FORUM FOR TRAVEL & TOURISM, HAS SPENT MORE THAN 20 YEARS DEVELOPING ITS ECONOMIC IMPACT RESEARCH FOR THE BENEFIT OF PRIVATE AND PUBLIC SECTOR DECISION-MAKERS. THIS COMPREHENSIVE RESEARCH USES THE FRAMEWORK OF TOURISM SATELLITE ACCOUNTS.

Since full Tourism Satellite Accounts (TSAs) take considerable time and resources to develop, WTTC produces its economic impact research annually for 181 countries to provide, on a consistent basis, reliable and comparable information to assess Travel & Tourism's current and likely future contribution to economic activity and employment. Timeliness is one of the main strengths of our research – so it can inform and help drive urgent policy and investment decisions to support ongoing economic recovery and renewed job creation.

WTTC, in conjunction with its research partner Oxford Economics, has this year significantly enhanced its research in order to make it of even greater value to Travel & Tourism decision-makers. We have refined our methodology for estimating the direct economic contribution of Travel & Tourism to be fully consistent with the UN Statistics Division-approved *2008 Tourism Satellite Account: Recommended Methodological Framework* (TSA:RMF 2008).

While this has led to some changes in WTTC's estimates of the size of the Travel & Tourism industry from those in previous years' reports, these changes mean that our findings are also consistent with the increasing number of detailed TSAs being published by national statistical offices – and therefore even more useful in facilitating benchmarking and comparisons of the economic contribution of Travel & Tourism across countries.

Our latest research confirms the recovery in Travel & Tourism in 2010, with the industry's direct contribution to global GDP increasing by 3.3%, to US\$1,770 billion. During 2011, this recovery is forecast to strengthen further – by 4.5% to US\$1,850 billion, creating an additional 3 million direct industry jobs. Taking into account its wider economic impacts, Travel & Tourism's total economic contribution this year is expected to account for US\$5,987 billion, 9.1% of global GDP and 258 million jobs.

While economic growth going forward faces many challenges – as both governments and the private sector in many developed economies seek to reduce their debts, and as the prices of oil and other commodities rise – the Travel & Tourism industry is still expected to be one of the world's fastest growing sectors. Emerging economies, in particular, are expected to be increasingly important engines of such growth, boosting both international travel and also generating increasingly vibrant domestic tourism sectors.

We are delighted that Travel & Tourism's role as a key pillar of economic growth is being increasingly recognised by governments in all regions of the world. This research clearly demonstrates the potential of Travel & Tourism to drive global economic recovery and generate employment, helping to ensure sustainable development and the alleviation of poverty by spreading the benefits more equitably across populations.

A handwritten signature in black ink that reads "David Scowsill".

David Scowsill
President & CEO
World Travel & Tourism Council

A handwritten signature in black ink that reads "Geoffrey J.W. Kent".

Geoffrey J.W. Kent
Chairman, World Travel & Tourism Council and
Chairman & CEO, Abercrombie & Kent

CONTENTS

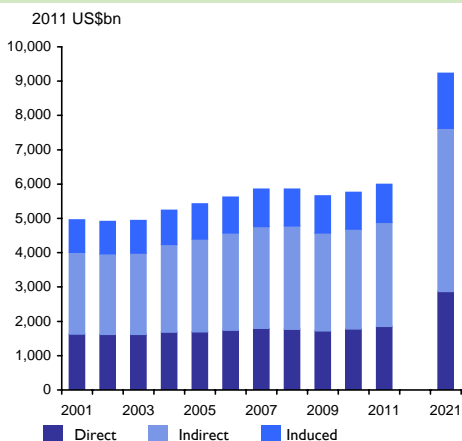
THE ECONOMIC IMPACT OF TRAVEL & TOURISM

2011 Key Facts	3
Defining the Economic Contribution of Travel & Tourism	4
Travel & Tourism's Contribution to GDP	5
Travel & Tourism's Contribution to Employment	6
Visitor Exports	7
Different Components of Travel & Tourism	8
Summary Tables (<i>Estimates and Forecasts</i>)	9
Summary Tables (<i>Economic Contribution of Travel & Tourism</i>)	10-11
Glossary	12

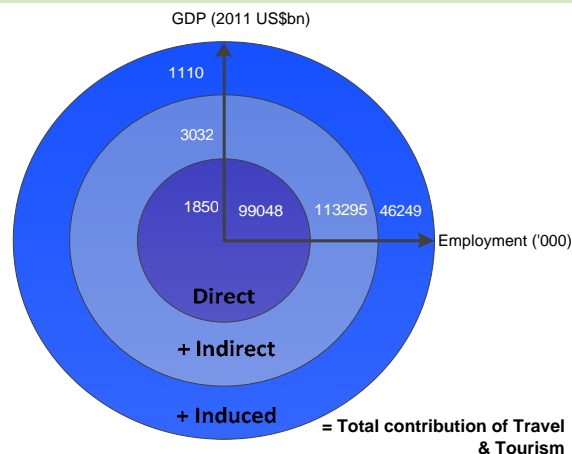
2011 KEY FACTS

	Average real growth pa 2011-21	
<p>GDP: Direct Contribution</p> <p>The direct contribution of Travel & Tourism to GDP is expected to be US\$1,850.0bn (2.8% of total GDP) in 2011, rising by 4.2% pa to US\$2,860.5bn (2.9%) in 2021 (in constant 2011 prices).</p>	4.2%	▲
<p>GDP: Total Contribution</p> <p>The total contribution of Travel & Tourism to GDP, including its wider economic impacts, is forecast to rise by 4.2% pa from US\$5,991.9bn (9.1% of GDP) in 2011 to US\$9,226.9bn (9.6%) by 2021.</p>	4.2%	▲
<p>Employment: Direct Contribution</p> <p>Travel & Tourism is expected to support directly 99,048,000 jobs (3.4% of total employment) in 2011, rising by 2.0% pa to 120,427,000 jobs (3.6%) by 2021.</p>	2.0%	▲
<p>Employment: Total Contribution</p> <p>The total contribution of Travel & Tourism to employment, including jobs indirectly supported by the industry, is forecast to rise by 2.3% pa from 258,592,000 jobs (8.8% of total employment) in 2011 to 323,826,000 jobs (9.7%) by 2021.</p>	2.3%	▲
<p>Visitor Exports</p> <p>Travel & Tourism visitor exports are expected to generate US\$1,162.7bn (5.8% of total exports) in 2011, growing by 6.6% pa (in nominal terms) to US\$1,789.2bn (4.7%) in 2021.</p>	4.3%	▲
<p>Investment</p> <p>Travel & Tourism investment is estimated at US\$652.4bn or 4.5% of total investment in 2011. It should rise by 5.4% pa to reach US\$1,487.9bn (or 4.6%) of total investment in 2021.</p>	5.4%	▲

Total Contribution of Travel & Tourism to GDP

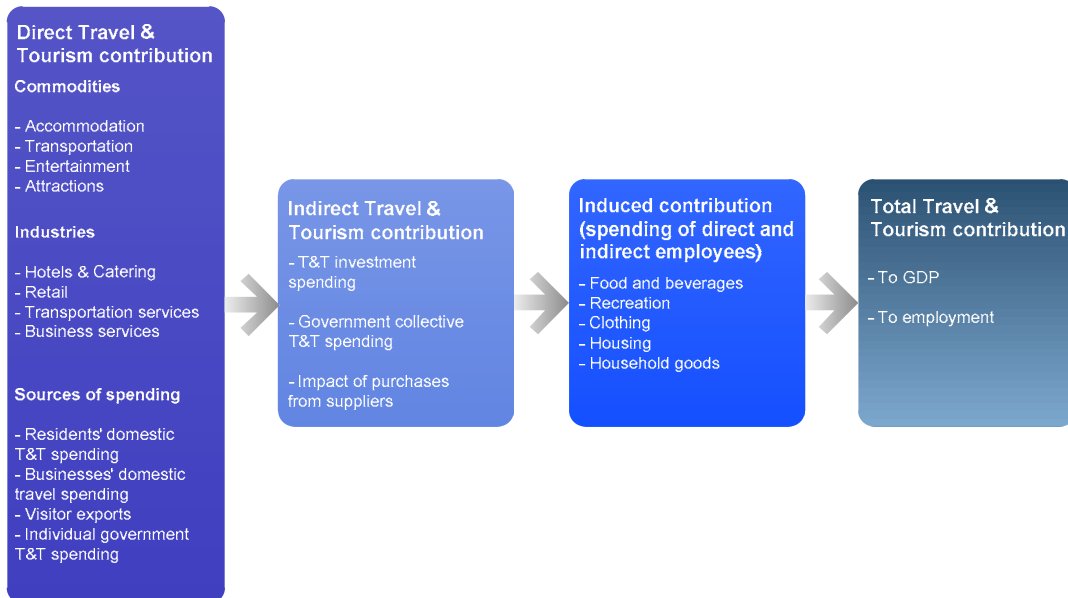


Breakdown of Travel & Tourism's Total Contribution to GDP and Employment 2011



DEFINING THE ECONOMIC CONTRIBUTION OF TRAVEL & TOURISM

Travel & Tourism is an important economic activity in most countries around the world. As well as its direct economic impact, the industry has significant indirect and induced impacts. The UN Statistics Division-approved Tourism Satellite Accounting methodology (TSA:RMF 2008) quantifies only the direct contribution of Travel & Tourism. But WTTC recognises that Travel & Tourism's total contribution is much greater, and aims to capture its indirect and induced impacts through its annual research.



Direct Contribution

The direct contribution of Travel & Tourism to GDP reflects the 'internal' spending on Travel & Tourism (total spending within a particular country on Travel & Tourism by residents and non-residents for business and leisure purposes) as well as government 'individual' spending – spending by government on Travel & Tourism services directly linked to visitors, such as cultural (eg museums) or recreational (eg national parks).

The direct contribution of Travel & Tourism to GDP is calculated to be consistent with the output, as expressed in National Accounting, of tourism-characteristic sectors such as hotels, airlines, airports, travel agents and leisure and recreation services that deal directly with tourists.

The direct contribution of Travel & Tourism to GDP is calculated from total internal spending by 'netting out' the purchases made by the different tourism sectors. This measure is consistent with the definition of Tourism GDP, specified in the *2008 Tourism Satellite Account: Recommended Methodological Framework* (TSA: RMF 2008).

Total Contribution

The total contribution of Travel & Tourism includes its 'wider impacts' (ie the indirect and induced impacts) on the economy. The 'indirect' contribution includes the GDP and jobs supported by:

- Travel & Tourism investment spending – an important aspect of both current and future activity that includes investment activity such as the purchase of new aircraft and construction of new hotels;
- Government 'collective' spending, which helps Travel & Tourism activity in many different ways as it is made on behalf of the 'community at large' – eg tourism marketing and promotion, aviation, administration, security services, resort area security services, resort area sanitation services, etc;
- Domestic purchases of goods and services by the sectors dealing directly with tourists – including, for example, purchases of food and cleaning services by hotels, of fuel and catering services by airlines, and IT services by travel agents.

The 'induced' contribution measures the GDP and jobs supported by the spending of those who are directly or indirectly employed by the Travel & Tourism industry.

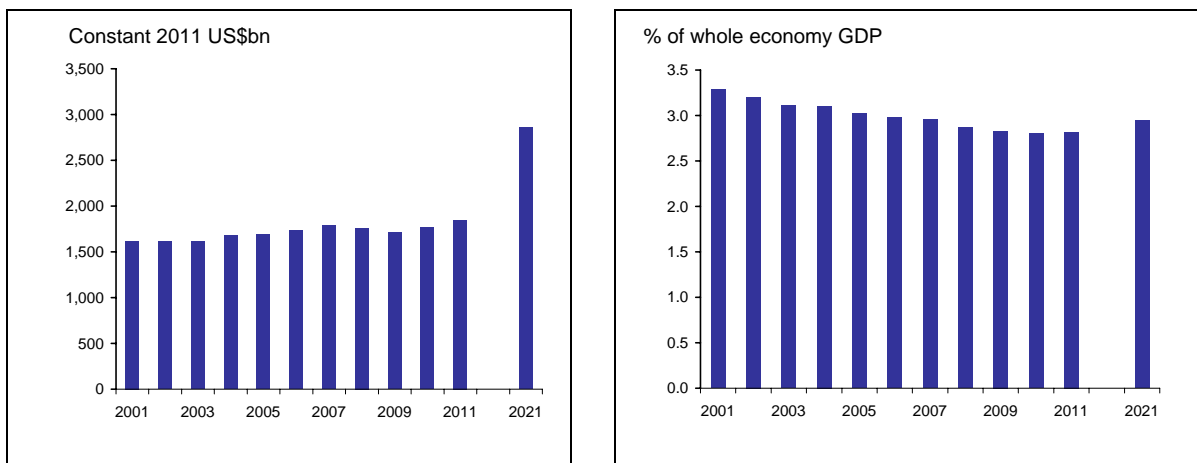
PLEASE NOTE THAT DUE TO CHANGES IN METHODOLOGY BETWEEN 2010 AND 2011, IT IS NOT POSSIBLE TO COMPARE FIGURES PUBLISHED BY WTTC IN 2011 WITH THE SERIES PUBLISHED IN PREVIOUS YEARS

TRAVEL & TOURISM'S CONTRIBUTION TO GDP¹

The direct contribution of Travel & Tourism to GDP is expected to be US\$1,850.0bn in 2011 (2.8% of GDP). This primarily reflects the economic activity generated by industries such as hotels, travel agents, airlines and other passenger transportation services (excluding commuter services). But it also includes, for example, the activities of the restaurant and leisure industries directly supported by tourists.

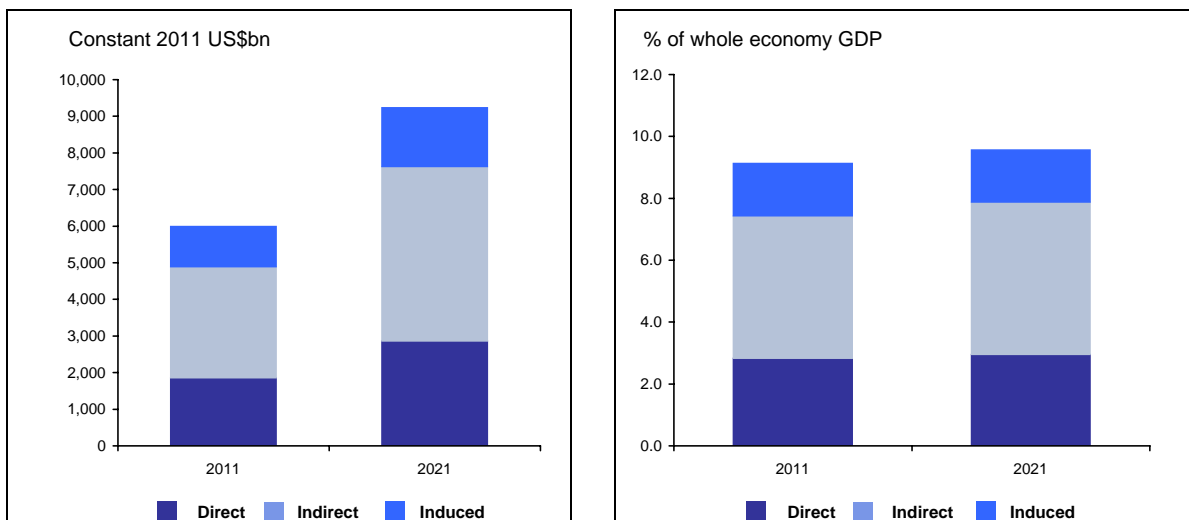
The direct contribution of Travel & Tourism to GDP is expected to grow by 4.2% per annum (pa) to US\$2,860.5bn (2.9% of GDP) by 2021.

World: Direct Contribution of Travel & Tourism to GDP



The total contribution of Travel & Tourism to GDP (including wider effects from investment, the supply chain and induced income impacts, see page 2) is expected to be US\$5,991.9bn in 2011 (9.1% of GDP). It is forecast to rise by 4.2% pa from US\$9,226.9bn by 2021 (9.6% of GDP).

World: Total Contribution of Travel & Tourism to GDP



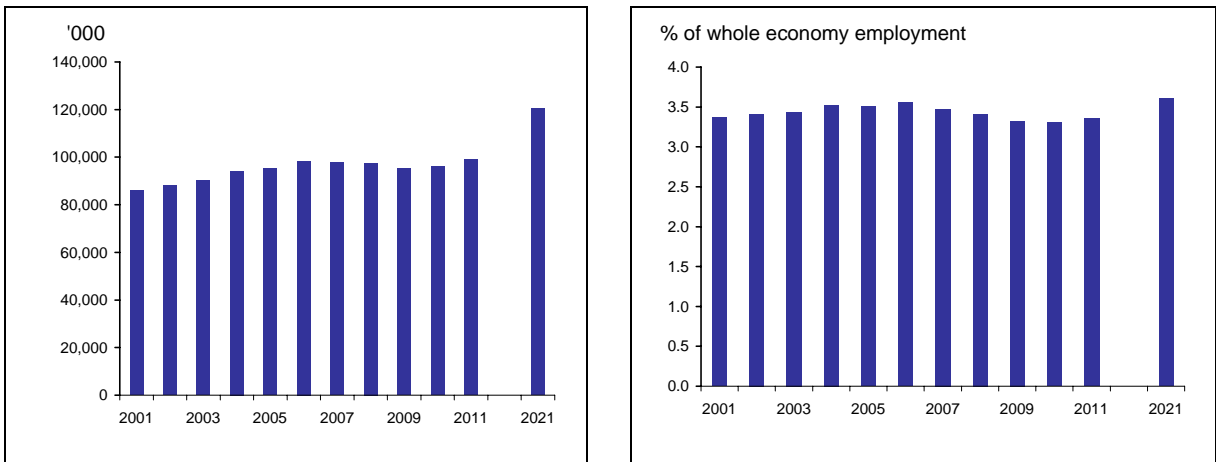
¹ All values are in constant 2011 prices & exchange rates

TRAVEL & TOURISM'S CONTRIBUTION TO EMPLOYMENT

Travel & Tourism is expected to generate 99,048,000 jobs directly in 2011 (3.4% of total employment). This includes employment by hotels, travel agents, airlines and other passenger transportation services (excluding commuter services). It also includes, for example, the activities of the restaurant and leisure industries directly supported by tourists.

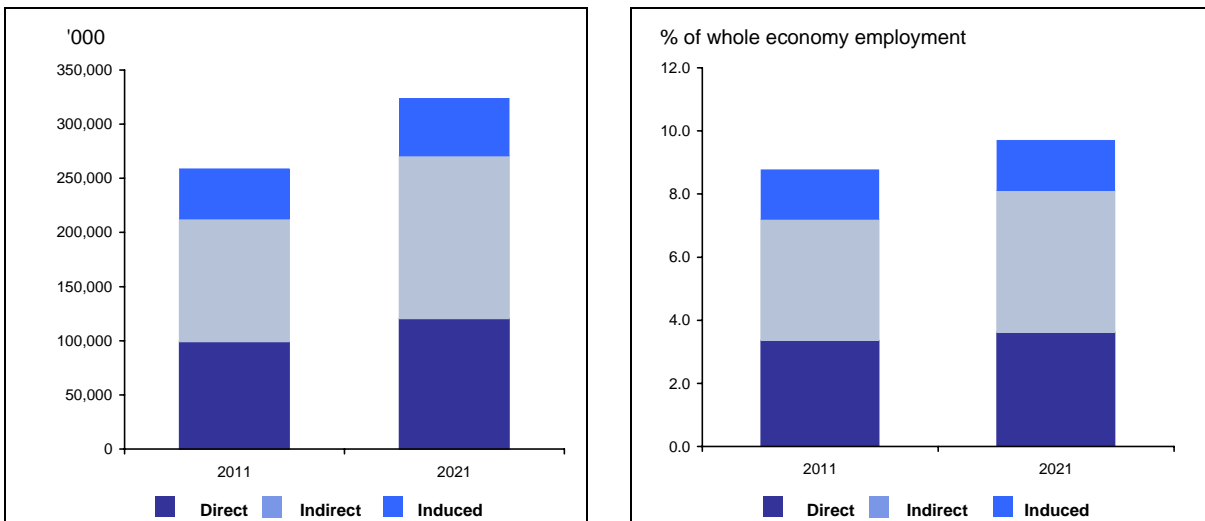
By 2021, Travel & Tourism will account for 120,427,000 jobs directly, an increase of 21,379,000 (21.6%) over the next ten years.

World: Direct Contribution of Travel & Tourism to Employment



The total contribution of Travel & Tourism to employment (including wider effects from investment, the supply chain and induced income impacts, see page 2) is expected to be 258,592,000 jobs in 2011 (8.8% of total employment). By 2021, Travel & Tourism is forecast to support 323,826,000 jobs (9.7% of total employment), an increase of 2.3% pa over the period.

World: Total Contribution of Travel & Tourism to Employment

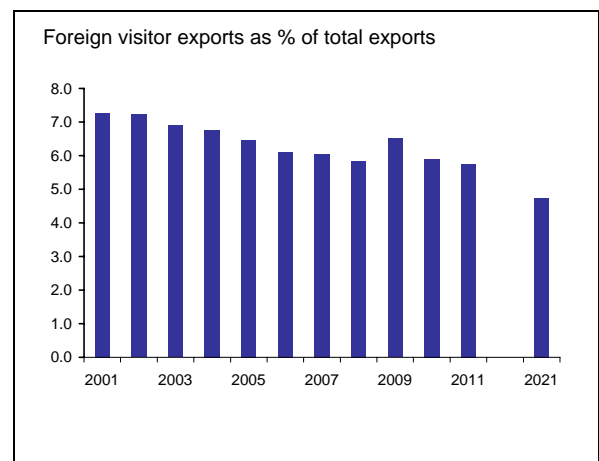
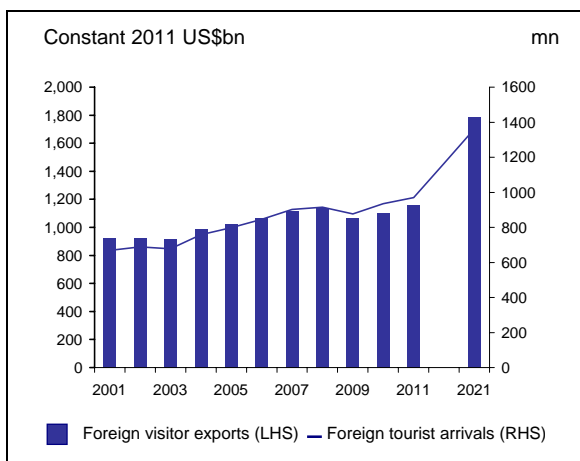


VISITOR EXPORTS¹

Visitor exports are a key component of the direct contribution of Travel & Tourism. The World is expected to attract 970,160,000 international tourist (overnight visitor) arrivals in 2011, generating US\$1,162.7bn in visitor exports (foreign visitor spending, including spending on transportation).

By 2021, international tourist arrivals are forecast to total 1,362,120,000, an increase of 6.6% pa generating expenditure of US\$1,789.2bn.

World: Visitor Exports and International Tourist Arrivals

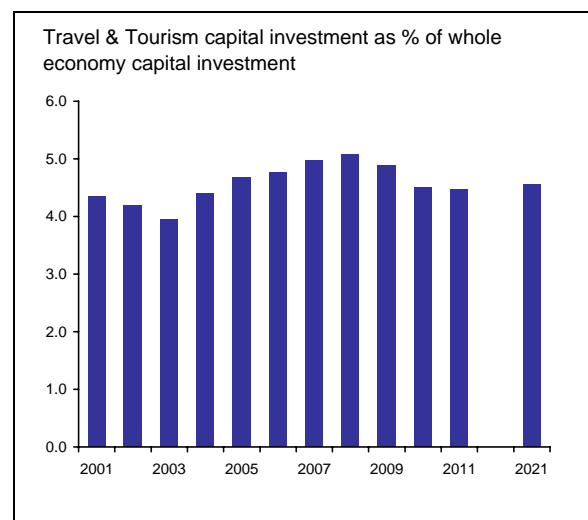
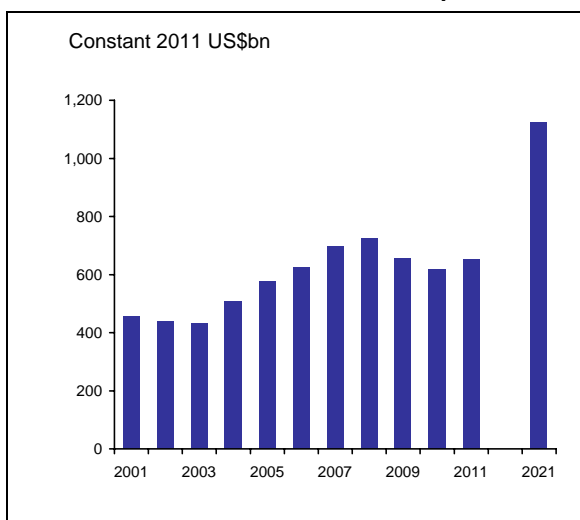


INVESTMENT

Travel & Tourism is expected to attract capital investment of US\$652.4bn, rising by 5.4% pa to US\$1,487.9bn.

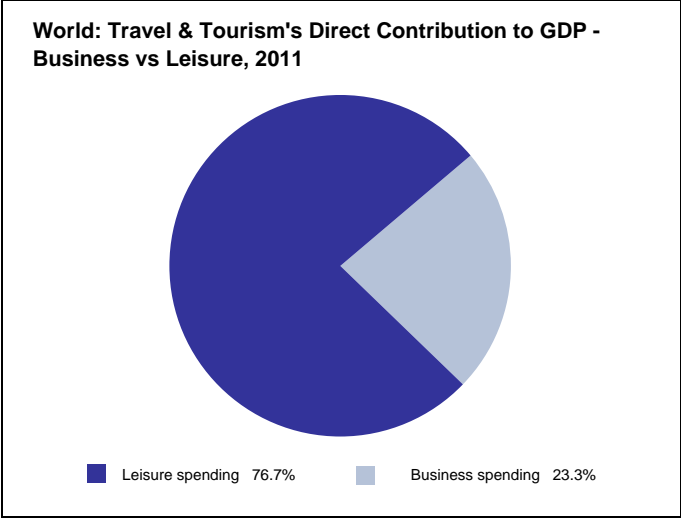
This means that Travel & Tourism's share of total global investment will rise from 4.5% in 2011 to 4.6% in 2021.

World: Capital Investment in Travel & Tourism



¹ All values are in constant 2011 prices & exchange rates

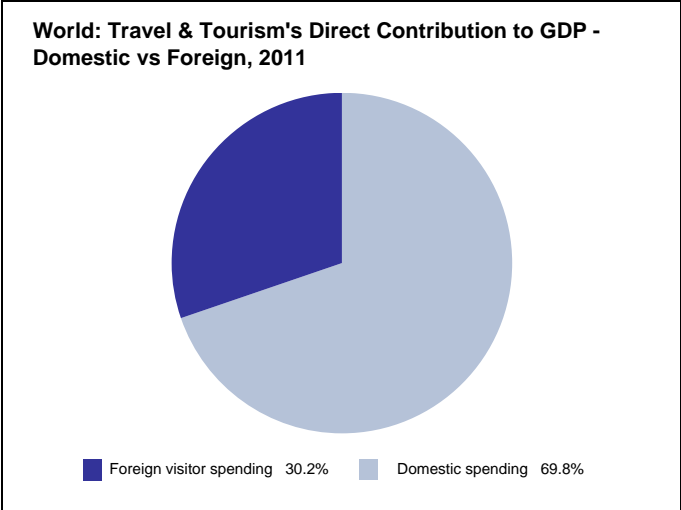
DIFFERENT COMPONENTS OF TRAVEL & TOURISM¹



Leisure travel spending (inbound and domestic) is expected to generate 76.7% of direct Travel & Tourism GDP in 2011 compared with 23.3% for business travel spending.

Leisure travel spending is expected to total US\$2,962.6bn in 2011, rising to US\$4,603.6bn in 2021.

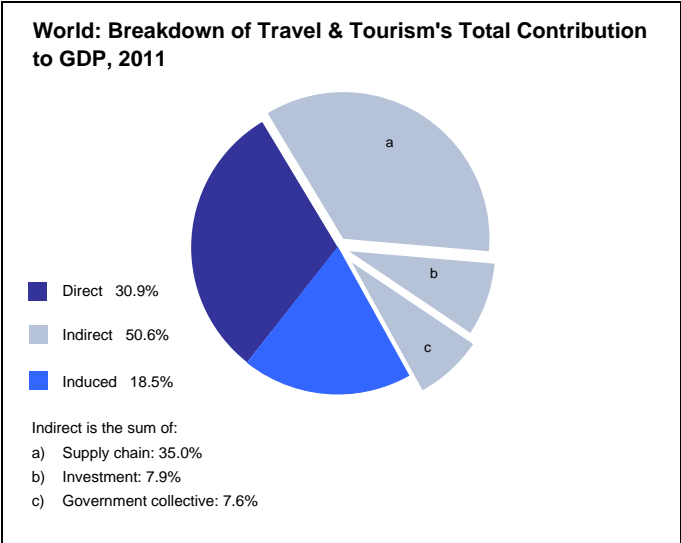
Business travel spending is expected to total US\$899.0bn in 2011, rising to US\$1,401.7bn in 2021.



Domestic travel spending is expected to generate 69.8% of direct Travel & Tourism GDP in 2011 compared with 30.2% for visitor exports. (ie foreign visitor spending or international tourism receipts).

Domestic travel spending is expected to total US\$2,693.4bn in 2011, rising to US\$4,206.5bn in 2021.

Visitor exports are expected to total US\$1,162.7bn in 2011, rising to US\$1,789.2bn in 2021.



The Travel & Tourism industry contributes to GDP and employment in many ways as detailed on page 2.

The total contribution of Travel & Tourism to GDP is three times greater than its direct contribution.

¹ All values are in constant 2011 prices & exchange rates

SUMMARY TABLES

ESTIMATES AND FORECASTS

WORLD	2011			2021		
	USDbn ¹	% of total	Growth ²	USDbn ¹	% of total	Growth ³
Direct contribution to GDP	1,850.0	2.8	4.5	2,860.5	2.9	4.2
Total contribution to GDP	5,991.9	9.1	3.9	9,226.9	9.6	4.2
Direct contribution to employment ³	99,048	3.4	3.0	120,427	3.6	2.0
Total contribution to employment ³	258,592	8.8	3.2	323,826	9.7	2.3
Visitor exports	1,162.7	5.8	5.5	1,789.2	4.7	4.3
Domestic spending	2,636.6	4.0	3.8	4,127.6	4.3	4.3
Leisure spending	2,962.6	4.5	3.8	4,603.6	4.7	4.3
Business spending	899.0	1.4	6.1	1,401.7	1.5	4.3
Capital investment	650.8	4.5	4.6	1,123.7	4.6	5.4

¹2011 constant prices & exchange rates; ²2011 real growth adjusted for inflation (%); ³2011-2021 annualised real growth adjusted for inflation (%); ⁴000 jobs

THE ECONOMIC CONTRIBUTION OF TRAVEL & TOURISM

WORLD (US\$bn, nominal prices)	2005	2006	2007	2008	2009	2010	2011E	2021F
1. Visitor exports	836.6	910.1	1,048.4	1,159.2	1,032.8	1,101.0	1,166.1	2,213.4
2. Domestic expenditure	1,970.0	2,119.9	2,335.1	2,483.8	2,326.7	2,506.5	2,636.6	5,434.9
3. Internal tourism consumption (= 1 + 2 + government individual spending)	2,844.9	3,070.9	3,429.3	3,694.4	3,411.6	3,662.6	3,859.5	7,749.1
4. Purchases by tourism providers, including imported goods (supply chain)	-1,466.9	-1,598.9	-1,782.2	-1,937.9	-1,770.7	-1,906.9	-2,011.4	-4,067.3
5. Direct contribution of Travel & Tourism to GDP (= 3 + 4)	1,377.9	1,471.7	1,647.0	1,755.2	1,641.3	1,757.5	1,850.0	3,686.7
Other final impacts (indirect & induced)								
6. Domestic supply chain	1,272.6	1,374.9	1,532.2	1,658.9	1,555.6	1,670.5	1,766.8	3,559.7
7. Capital investment	463.5	524.7	627.2	710.1	620.3	611.7	652.4	1,487.9
8. Government collective spending	261.0	278.9	312.1	349.8	354.4	374.5	385.0	683.1
9. Tourism related goods and exports ¹	349.2	409.3	466.9	564.0	456.1	525.7	566.3	1,228.6
10. Imported goods from indirect spending	-147.0	-182.5	-216.3	-290.9	-252.1	-304.1	-342.9	-800.9
11. Induced	838.2	891.2	997.7	1,060.0	1,033.1	1,066.0	1,109.9	2,118.7
12. Total contribution of Travel & Tourism to GDP (= 5 + 6 + 7 + 8 + 9 + 10)	4,415.4	4,768.2	5,366.9	5,807.1	5,408.7	5,702.0	5,987.4	11,963.7
Employment impacts ('000)								
13. Direct contribution of Travel & Tourism to employment	95,307.4	98,473.9	97,794.0	97,527.6	95,260.1	96,130.5	99,048.0	120,427.0
14. Total contribution of Travel & Tourism to employment	256,508.0	263,553.0	271,805.0	260,838.0	252,720.0	250,565.0	258,592.0	323,826.0
Other indicators								
15. Expenditure on outbound travel	756.9	806.7	922.9	1,013.3	901.2	957.2	1,012.7	1,906.1
16. International tourist (overnight visitor) arrivals ('000)	799,010	844,931	902,009	915,807	875,946	934,700	970,160	1,362,120

*Concepts shown in this table align with the standard table totals as described in the *2008 Tourism Satellite Account: Recommended Methodological Framework* (TSA: RMF 2008) developed by the United Nations Statistical Division (UNSD), the Statistical Office of the European Communities (EUROSTAT), the Organisation for Economic Co-operation and Development (OECD) and the World Tourism Organization (UNWTO).

¹ Tourism-related goods exports are only included in calculation at the global level to balance imports deduction:

THE ECONOMIC CONTRIBUTION OF TRAVEL & TOURISM

WORLD GROWTH¹ (%)	2005	2006	2007	2008	2009	2010	2011E	2021F²
1. Visitor exports	3.2	4.1	4.6	2.6	-6.5	3.3	5.5	4.3
2. Domestic expenditure	2.4	3.5	1.9	-1.3	-4.1	3.6	3.8	4.3
3. Internal tourism consumption (= 1 + 2 + government individual spending)	2.7	3.6	2.7	0.0	-4.7	3.5	4.3	4.3
4. Purchases by tourism providers, including imported goods (supply chain)	4.7	4.7	2.6	1.2	-5.8	3.8	4.2	4.4
5. Travel & Tourism's direct contribution to GDP (= 3 + 4)	0.5	2.4	2.9	-1.5	-3.5	3.3	4.5	4.2
Other final impacts (indirect & induced)								
6. Domestic supply chain	2.8	3.8	2.4	0.5	-3.3	3.4	4.5	4.3
7. Capital investment	11.7	8.3	10.1	3.8	-10.4	-5.6	4.6	5.4
8. Government collective spending	3.6	3.1	3.9	4.2	3.6	2.7	2.0	3.1
9. Tourism related goods and exports	6.0	11.7	4.9	10.0	-14.3	12.5	7.3	5.9
10. Imported goods from indirect spending	-2.7	19.2	7.3	24.6	-9.1	15.6	12.3	6.7
11. Induced	2.4	2.1	3.3	-1.7	0.0	-0.6	2.9	3.5
12. Total contribution of Travel & Tourism to GDP (= 5 + 6 + 7 + 8 + 9 + 10)	3.3	3.6	3.7	0.0	-4.0	1.7	3.9	4.2
Employment impacts								
13. Direct contribution of Travel & Tourism to employment	1.1	3.3	-0.7	-0.3	-2.3	0.9	3.0	2.0
14. Total contribution of Travel & Tourism to employment	0.7	2.7	3.1	-4.0	-3.1	-0.9	3.2	2.3
Other indicators								
15. Expenditure on outbound travel	4.0	2.2	4.3	2.2	-7.0	2.4	4.9	3.9
16. International tourist (overnight visitor) arrivals	5.5	5.7	6.8	1.5	-4.4	6.7	3.8	3.5

¹2005-2011 real annual growth adjusted for inflation (%); ²2011-2021 annualised real growth adjusted for inflation (%)

GLOSSARY

KEY DEFINITIONS

Travel & Tourism – relates to the activity of travellers on trips outside their usual environment with a duration of less than one year. Economic activity related to all aspects of such trips is measured within the research.

Direct contribution to GDP – GDP generated by industries that deal directly with tourists, including hotels, travel agents, airlines and other passenger transport services, as well as the activities of restaurant and leisure industries that deal directly with tourists. It is equivalent to total internal Travel & Tourism spending (see below) within a country less the purchases made by those industries (including imports). In terms of the UN's Tourism Satellite Account methodology it is consistent with total GDP calculated in table 6 of the TSA: RMF 2008.

Direct contribution to employment – the number of direct jobs within the Travel & Tourism industry. This is consistent with total employment calculated in table 7 of the TSA: RMF 2008.

Total contribution to GDP – GDP generated directly by the Travel & Tourism industry plus its indirect and induced impacts (see below).

Total contribution to employment – the number of jobs generated directly in the Travel & Tourism industry plus the indirect and induced contributions (see below).

DIRECT SPENDING IMPACTS

Visitor exports – spending within the country by international tourists for both business and leisure trips, including spending on transport. This is consistent with total inbound tourism expenditure in table 1 of the TSA: RMF 2008.

Domestic Travel & Tourism spending – spending within a country by that country's residents for both business and leisure trips. Multi-use consumer durables are not included since they are not purchased solely for tourism purposes. This is consistent with total domestic tourism expenditure in table 2 of the TSA: RMF 2008. Outbound spending by residents abroad is not included here, but is separately identified according to the TSA: RMF 2008 (see below).

Government individual spending – government spending on individual non-market services for which beneficiaries can be separately identified. These social transfers are directly comparable to consumer spending and, in certain cases, may represent public provision of consumer services. For example, it includes provision of services in national parks and museums.

Internal tourism consumption – total revenue generated within a country by industries that deal directly with tourists including visitor exports, domestic spending and government individual spending. This does not include spending abroad by residents. This is consistent with total internal tourism expenditure in table 4 of the TSA: RMF 2008.

Business Travel & Tourism spending – spending on business travel within a country by residents and international visitors.

Leisure Travel & Tourism spending – spending on leisure travel within a country by residents and international visitors.

INDIRECT AND INDUCED IMPACTS

Indirect contribution – the contribution to GDP and jobs of the following three factors:

- **Capital investment** – includes capital investment spending by all sectors directly involved in the Travel & Tourism industry. This also constitutes investment spending by other industries on specific tourism assets such as new visitor accommodation and passenger transport equipment, as well as restaurants and leisure facilities for specific tourism use. This is consistent with total tourism gross fixed capital formation in table 8 of the TSA: RMF 2008.
- **Government collective spending** – general government spending in support of general tourism activity. This can include national as well as regional and local government spending. For example, it includes tourism promotion, visitor information services, administrative services and other public services. This is consistent with total collective tourism consumption in table 9 of TSA: RMF 2008.
- **Supply-chain effects** – purchases of domestic goods and services directly by different sectors of the Travel & Tourism industry as inputs to their final tourism output.

Induced contribution – the broader contribution to GDP and employment of spending by those who are directly or indirectly employed by Travel & Tourism.

OTHER INDICATORS

Outbound expenditure – spending outside the country by residents on all trips abroad. This is fully aligned with total outbound tourism expenditure in table 3 of the TSA: RMF 2008.

Foreign visitor arrivals – the number of arrivals of foreign visitors, including same-day and overnight visitors (tourists) to the country.



The World Travel & Tourism Council is the forum for business leaders in the Travel & Tourism industry.

With the Chairs and Chief Executives of the 100 foremost Travel & Tourism companies as its Members, WTTC has a unique mandate and overview on all matters related to Travel & Tourism.

WTTC works to raise awareness of Travel & Tourism as one of the world's largest industries, supporting around 260 million jobs and forecast to generate over 9% of global GDP in 2011.

Together with its research partner, Oxford Economics, WTTC produces comprehensive reports on an annual basis – with updates whenever required – to quantify, compare and forecast the economic impact of Travel & Tourism on 181 economies around the world. It also publishes a World report highlighting global trends. To download one-page summaries, the full reports or spreadsheets, visit www.wttc.org



Assisting WTTC to provide tools for analysis, benchmarking, forecasting and planning.

Over the last 30 years Oxford Economics has built a diverse and loyal client base of over 300 organisations worldwide, including international organisations, governments, central banks, and both large and small businesses. Headquartered in Oxford, England, with offices in London, Belfast, Paris, the UAE, Singapore, Philadelphia, New York and San Francisco, Oxford Economics employs over 70 full-time, highly qualified economists and data specialists, while maintaining links with a network of economists in universities worldwide.

For more information please take advantage of a free trial on our website, www.oxfordeconomics.com, or contact John Gaster, Oxford Economics, Abbey House, 121 St Aldates, Oxford, OX1 1HB, UK.

Tel: +44 (0) 1865 268900; email: jrgaster@oxfordeconomics.com

WTTC CONTACTS

David Scowsill

President & CEO
c/o pamelapriest@wttc.org

Elliott Frisby

Director, Communications
elliott.frisby@wttc.org

Jason Norman

Director, Finance & Company Secretary
jason.norman@wttc.org

Olivia Ruggles-Brise

Director, Policy & Research
olivia.rugglesbrise@wttc.org

Tony Thompson

Director, Events
tony.thompson@wttc.org

Eva Aimable

Manager, Policy & Research
eva.aimable@wttc.org

Sarieu Caramba-Coker

Office Manager
sarieu.caramba-coker@wttc.org

Anja Eckervogt

Communications Executive
anja.eckervogt@wttc.org

Susann Kruegel

Manager, Policy Initiatives
susann.kruegel@wttc.org

Pamela Priest

Executive Assistant
pamelapriest@wttc.org

Paulina Tomczyk

Membership Co-ordinator
paulina.tomczyk@wttc.org

Zheng Yan

Regional Manager – China
zheng.yan@wttc.org

Nancy Cockerell

Adviser, Policy & Research
nancy.cockerell@wttc.org

WTTC India Initiative

executiveassistant@wttcii.org



1-2 QUEEN VICTORIA TERRACE
SOVEREIGN COURT
LONDON E1W 3HA, UK

TEL: +44 (0) 20 7481 8007
FAX: +44 (0) 20 7488 1008
EMAIL: enquiries@wttc.org

www.wttc.org